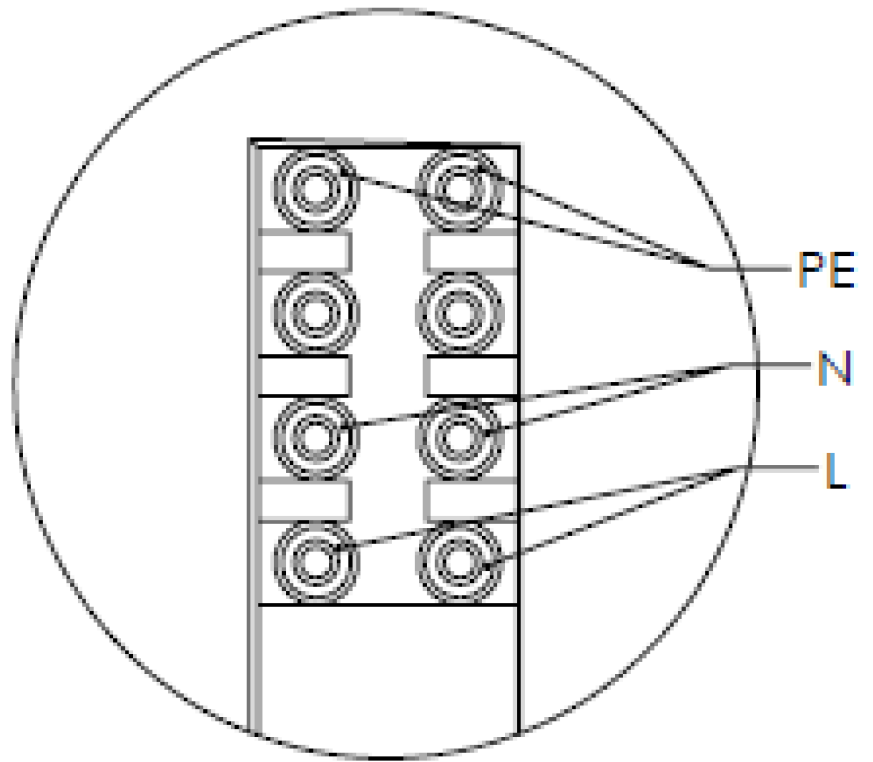
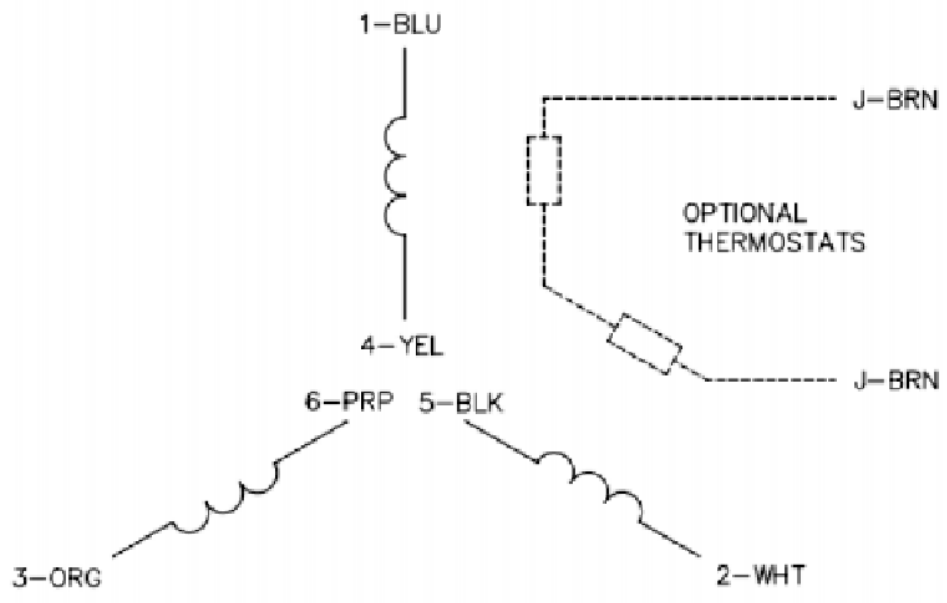


REVISIONS		
REV.	DESCRIPTION	DATE
0	INITIAL RELEASE	7/17/2018

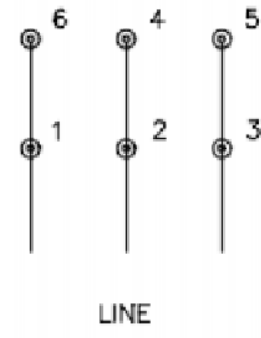
FAN WIRING DIAGRAM



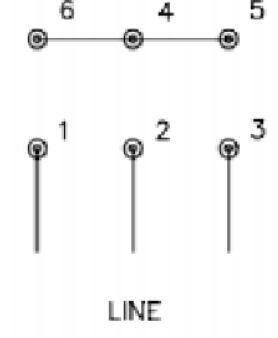
MOTOR WIRING DIAGRAM



LOW VOLTAGE (1D)




HIGH VOLTAGE (1Y)



NOTES:

1. INTERCHANGE ANY TWO LINE LEADS TO REVERSE ROTATION.
2. OPTIONAL THERMOSTATS ARE PROVIDED WHEN SPECIFIED.
3. ACTUAL NUMBER OF INTERNAL PARALLEL CIRCUITS MAY BE A MULTIPLE OF THOSE SHOWN ABOVE.
4. LEAD COLORS ARE OPTIONAL. LEADS MUST ALWAYS BE NUMBERED AS SHOWN.

CONFIDENTIAL. THIS DOCUMENT AND THE DATA DISCLOSED HEREIN OR HERewith IS NOT TO BE REPRODUCED, USED, OR DISCLOSED IN WHOLE OR IN PART TO ANYONE WITHOUT THE PERMISSION OF AIR SQUARED, INC.



DESCRIPTION:
P22H038B-A01 SCROLL COMPRESSOR - SALES LAYOUT

DIMENSIONS ARE IN MM
SHEET 1 OF 1 SCALE: 1:2

SIZE	PART NO.	REV.
B	P22H038B-A01	0