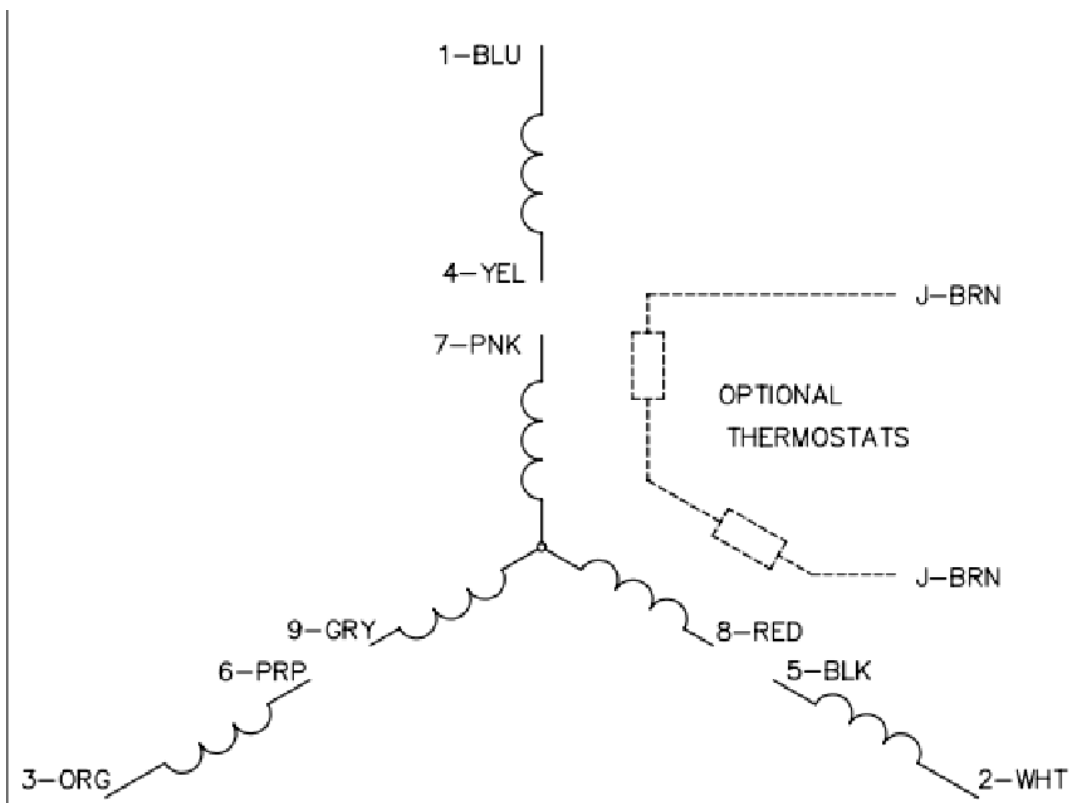
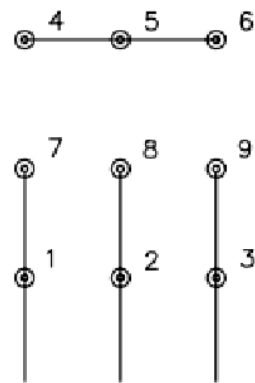


MOTOR WIRING DIAGRAM

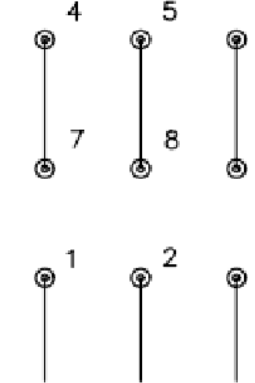


LOW VOLTAGE
(2Y)



LINE

HIGH VOLTAGE
(1Y)



LINE

NOTES:

1. INTERCHANGE ANY TWO LINE LEADS TO REVERSE ROTATION.
2. OPTIONAL THERMOSTATS ARE PROVIDED WHEN SPECIFIED.
3. ACTUAL NUMBER OF INTERNAL PARALLEL CIRCUITS MAY BE A MULTIPLE OF THOSE SHOWN ABOVE.
4. LEAD COLORS ARE OPTIONAL. LEADS MUST ALWAYS BE NUMBERED AS SHOWN.

CONFIDENTIAL.
THIS DOCUMENT AND
THE DATA DISCLOSED
HEREIN OR HERewith IS
NOT TO BE
REPRODUCED, USED, OR
DISCLOSED IN WHOLE
OR IN PART TO ANYONE
WITHOUT THE
PERMISSION OF AIR
SQUARED, INC.

Air squared

DESCRIPTION:
V16H030A-A02 SCROLL
COMPRESSOR - SALES LAYOUT

DIMENSIONS ARE IN MM
SHEET 1 OF 1 SCALE: 1:5

SIZE B	PART NO. V16H030A-A02	REV. 0
------------------	--------------------------	-----------