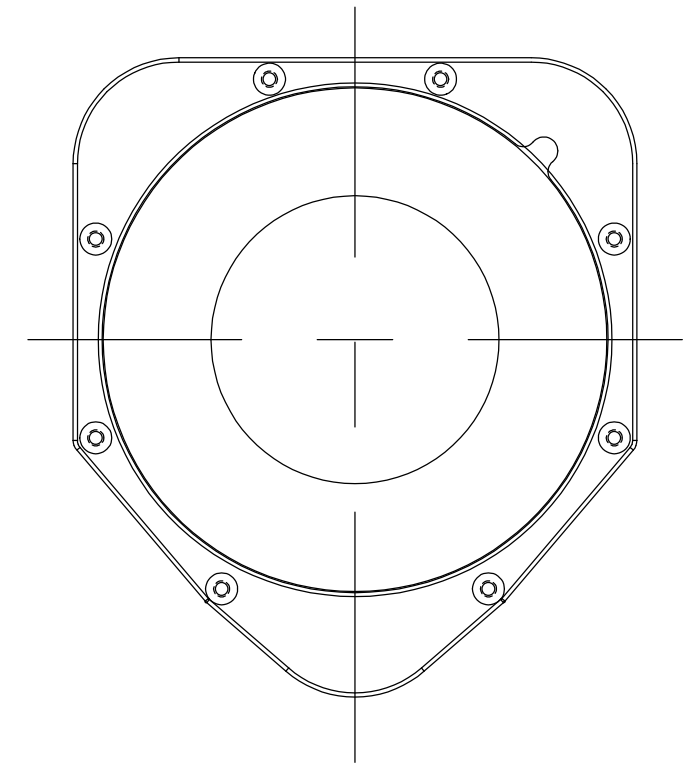
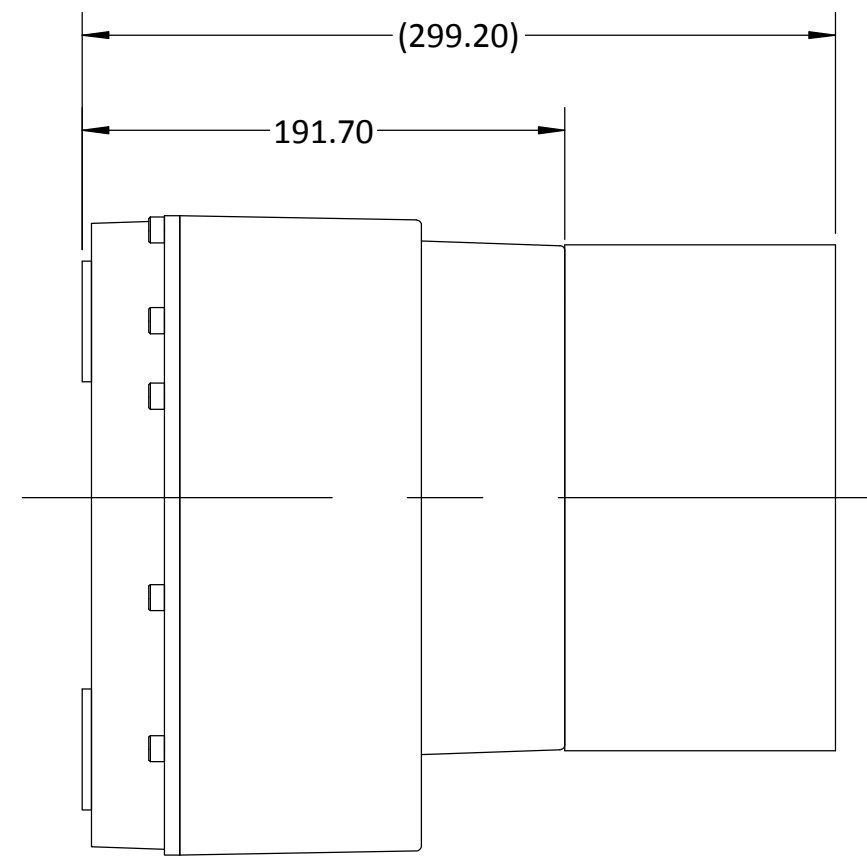
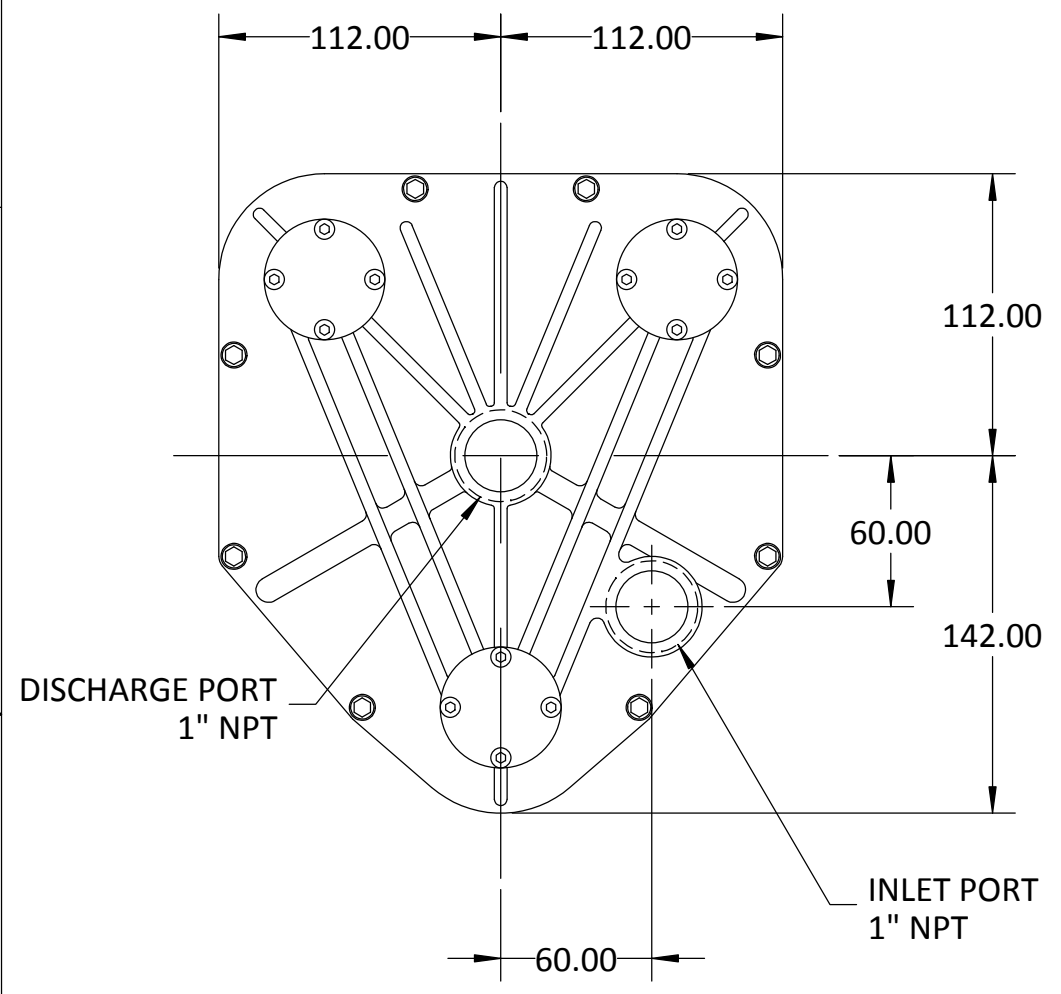


REVISIONS			DATE
SHT	LTR	DESCRIPTION	DATE
-	-	-	-

D  
C  
B  
A

D  
C  
B  
A



<p>THIRD ANGLE PROJECTION</p> <p>UNLESS OTHERWISE SPECIFIED DIMENSIONS ARE IN MM</p> <p>1 PLCS. +/- .5 2 PLCS. +/- .1 3 PLCS. +/- .05</p> <p>ANGULAR</p> <p>MACHINED SURFACES BREAK CORNERS (APPRX) DO NOT SCALE DRAWING</p>	<p>THIS DOCUMENT AND THE DATA DISCLOSED HEREIN OR HEREWITH IS NOT TO BE REPRODUCED, USED, OR DISCLOSED IN WHOLE OR IN PART TO ANYONE WITHOUT THE PERMISSION OF AIR SQUARED, INC.</p>			<p>AIR SQUARED INC.</p>			
	<p>MATERIAL</p>			<p>TITLE</p> <p>P32H58N2.25</p>			
<p>DRAWN</p>	<p>CDTI</p>	<p>07-06-11</p>	<p>SIZE</p>	<p>JOB No.</p>	<p>DWG No.</p>	<p>REV</p>	
<p>DESIGNED</p>					<p>060301</p>	<p>0</p>	
			<p>SCALE 1/3</p>	<p>APPRX WT</p>	<p>FILE</p>	<p>SHEET 1 OF 1</p>	

4 3 2 1

4 3 2 1

